

# Kids Activities



Here are the activity pages from our children's book ***I'm a Dyslexic Superhero***. You can use these pages with siblings or friends without everyone writing in your own book.



Scan the QR code or visit [www.DyslexicSuperhero.com](http://www.DyslexicSuperhero.com) to purchase your own copy of our children's book '*I'm a Dyslexic Superhero*' and download other free activities!




© WWW.BUTTERFLYPUBLISHING.COM.AU SKLJ:PSK410

## THANK YOU

for downloading this resource. If you have any questions or would like to share photos with kids using this printable we'd be thrilled to see them.


## Please tag us!

© 2021 Butterfly Publishing. You CAN save the files to your personal computer and print for personal use. You must NOT copy, share, resell, reproduce, repackage or redistribute this printable in any part. We appreciate you directing friends to our [website](#) for downloading child friendly resources. Illustrations are used with Butterfly Publishing alterations and permission from Vecteezy and Prettygrafik.

-  [www.butterflypublishing.com.au](http://www.butterflypublishing.com.au)
-  [info@butterflypublishing.com.au](mailto:info@butterflypublishing.com.au)
-  [ButterflyPublishingAUS](https://www.facebook.com/ButterflyPublishingAUS)
-  [butterfly\\_publishing](https://www.instagram.com/butterfly_publishing)

# Kids Activities

Here are the activity pages from our children's book *I'm a Dyslexic Superhero*. You can use these pages with siblings or friends without everyone writing in your own book. Please share our book so it reaches kids everywhere helping them to feel empowered knowing they have superpowers already inside them.



Scan the QR code or visit [www.DyslexicSuperhero.com](http://www.DyslexicSuperhero.com) to purchase your own copy of our children's book *I'm a Dyslexic Superhero* or to download free activities!

## Find-a-Letter

I've hidden **blue** and **green** letters in this book. Search the pictures using the page numbers below.

I wish for you to be                         .  
pages 16 19 20 23 28



And a message for you:

                                                  !  
17 18 21 22 23 24 25 26 27 29



# Kids Activities

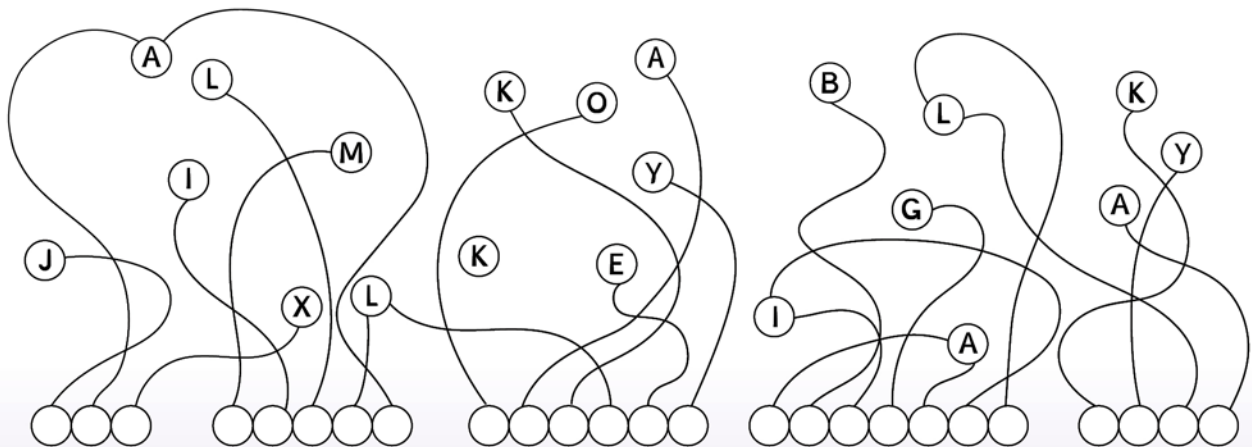
Here are the activity pages from our children's book *I'm a Dyslexic Superhero*. You can use these pages with siblings or friends without everyone writing in your own book. Please share our book so it reaches kids everywhere helping them to feel empowered knowing they have superpowers already inside them.



Scan the QR code or visit [www.DyslexicSuperhero.com](http://www.DyslexicSuperhero.com) to purchase your own copy of our children's book *I'm a Dyslexic Superhero* or to download free activities!


## What are the names of our characters? Can you find them in the book?

Start at a blank circle and follow the line to a letter.  
Write that letter into the circle to reveal a name.



# Kids Activities

Here are the activity pages from our children's book *I'm a Dyslexic Superhero*. You can use these pages with siblings or friends without everyone writing in your own book. Please share our book so it reaches kids everywhere helping them to feel empowered knowing they have superpowers already inside them.



Scan the QR code or visit [www.DyslexicSuperhero.com](http://www.DyslexicSuperhero.com) to purchase your own copy of our children's book *I'm a Dyslexic Superhero* or to download free activities!

## Create-a-SuperPal

Make a SuperPal just like you! Then put SuperPal into your pocket as a reminder that you have a super brain that does amazing things! You could make one for your brother, sister or friend!




- STEP 1** Select a face and a body. You may like to glue them onto cardboard before you cut them out to make it stronger. Trim on the dotted lines.
- STEP 2** Stick the face onto the body and write the first letter of your name onto the star. ★
- STEP 3** With the help of an adult, write positive qualities about yourself on the back of your SuperPal. *Eg. problem solver, adventurer, highly creative, performer, idea creator, awesome sports person, storyteller, musical, kind friend, great dancer, full of curiosity, clever, fun to be around etc.*
- STEP 4** To protect your SuperPal, you can try laminating it, covering it with adhesive book contact or clear packing tape to make it last longer. Trim to the dotted lines again.
- STEP 5** Put SuperPal into your pocket while you're at school. Each time you reach into your pocket you will be reminded of all the amazing qualities and talents you have. And remember, you have an incredible brain that can do anything!



# Kids Activities

Here are the activity pages from our children's book *I'm a Dyslexic Superhero*. You can use these pages with siblings or friends without everyone writing in your own book. Please share our book so it reaches kids everywhere helping them to feel empowered knowing they have superpowers already inside them.




Scan the QR code or visit [www.DyslexicSuperhero.com](http://www.DyslexicSuperhero.com) to purchase your own copy of our children's book *I'm a Dyslexic Superhero* or to download free activities!

## SuperPal Faces




## SuperPal Bodies



# Kids Activities

Here are the activity pages from our children's book *I'm a Dyslexic Superhero*. You can use these pages with siblings or friends without everyone writing in your own book. Please share our book so it reaches kids everywhere helping them to feel empowered knowing they have superpowers already inside them.



Scan the QR code or visit [www.DyslexicSuperhero.com](http://www.DyslexicSuperhero.com) to purchase your own copy of our children's book *I'm a Dyslexic Superhero* or to download free activities!




## Kyla needs her backpack!

Use this code: ● ★ ♥ ● ★ ♥ to reach Kyla's backpack by moving vertically and horizontally.




Start here →



# Kids Activities

Here are the activity pages from our children's book *I'm a Dyslexic Superhero*. You can use these pages with siblings or friends without everyone writing in your own book. Please share our book so it reaches kids everywhere helping them to feel empowered knowing they have superpowers already inside them.



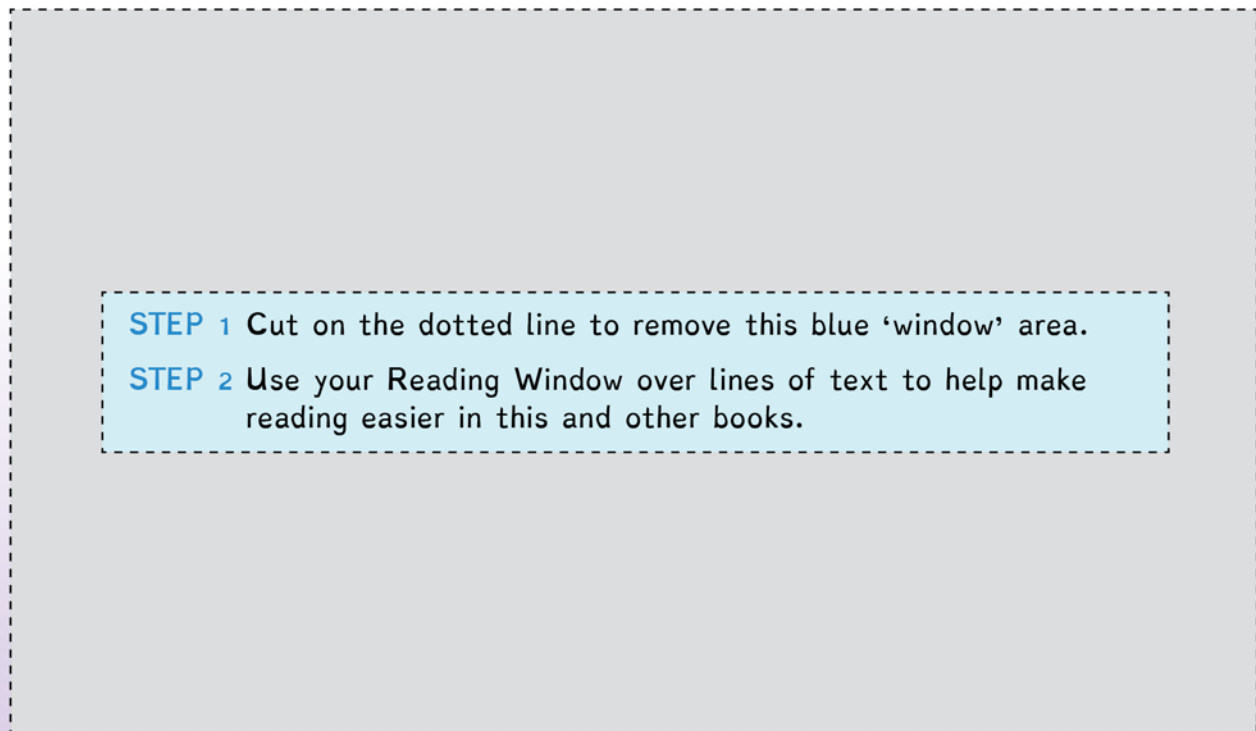
Scan the QR code or visit [www.DyslexicSuperhero.com](http://www.DyslexicSuperhero.com) to purchase your own copy of our children's book *I'm a Dyslexic Superhero* or to download free activities!

## DIY Reading Window

**Reading Windows** strengthen visual tracking skills, block distractions and help you focus and concentrate whilst reading. Make your own using the templates here.


**Coloured Overlays** are used to reduce visual stress too. They reduce the contrast of text against the background and are readily available online.

Multiple line template:



# Kids Activities

Here are the activity pages from our children's book *I'm a Dyslexic Superhero*. You can use these pages with siblings or friends without everyone writing in your own book. Please share our book so it reaches kids everywhere helping them to feel empowered knowing they have superpowers already inside them.



Scan the QR code or visit [www.DyslexicSuperhero.com](http://www.DyslexicSuperhero.com) to purchase your own copy of our children's book *I'm a Dyslexic Superhero* or to download free activities!



Use your **Reading Window** over lines of text to help make reading easier in this book and others.



Single line template:



**STEP 1** Cut on the dotted line to remove this blue 'window' area.

